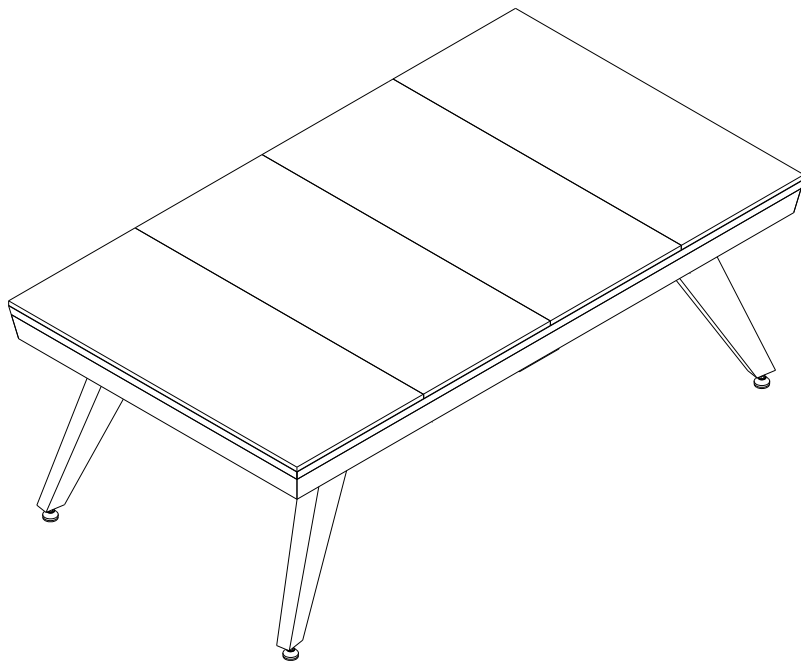


29-29202747



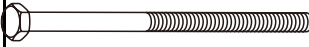














29-29202748

7&8' OSLO






OSLO TABLE ASSEMBLY INSTRUCTIONS



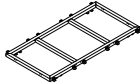











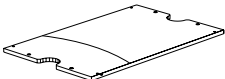
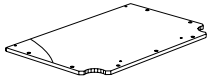
REPLACEMENT PARTS LIST (HARDWARE)

PACKAGE	ITEM #	SAMPLE	DESCRIPTION	QTY.
LEG/BEAM	H1		HEX HEAD CROSS BOLT 5/16" X 2"(M8X50mm)	8
	H2		FLAT WASHER 5/16" I.D.	8
	H3		HEX BOLT 3/8" X 5-7/8"(M10X150mm)	8
	H4		FLAT WASHER 3/8" I.D.	16
	H5		HEX NUT 3/8" I.D.	8
	H6		FLAT HEAD SCREW 7# X 1-3/4"(M4X45mm)	16
CABINET	H7		HEX HEAD CROSS BOLT 5/16" X 2-3/8"(M8X60mm)	16
	H8		FLAT WASHER 5/16" I.D.	16
RAIL/POCKET/SLATE	H9		FLAT HEAD SCREW 1/4" X 2-3/4"(M6X70mm)	12
	H10		STUD BOLT 5/16" X 5-1/2"(M8X140mm)	2
	H11		STUD BOLT 5/16" X 3-1/2"(M8X88mm)	4
	H12		FLAT WASHER 5/16" I.D.	12
	H13		HEX NUT 5/16" I.D.	12
	H14		HEX HEAD CROSS BOLT 5/16" X 1"(M8X25mm)	16
	H15		FLAT WASHER 5/16" I.D.	16
	H16		HEX HEAD CROSS BOLT 5/16" X 1-7/16"(M8X36mm)	18
	H17		FLAT WASHER 5/16" I.D.	18

REPLACEMENT PARTS LIST (HARDWARE)

PACKAGE	ITEM #	SAMPLE	DESCRIPTION	QTY.
	H18		HEX HEAD CROSS BOLT 3/8" X 2-3/8"(M10X60mm)	18
	H19		DOME WASHER 3/8" I.D.	18
	H20		FLAT HEAD SCREW 5# X 1/2"(M3X12mm)	22

REPLACEMENT PARTS LIST

PACKAGE	ITEM #	SAMPLE	DESCRIPTION	QTY.
LEG	1		LEG	4
	2		LEG BEAM	2
FRAME(PANEL)/BEAM	3		CABINET	1
	4		LONG WOODEN BLOCK	4
	5		SHORT WOODEN BLOCK	4
	6		SIDE APRON	2
	7		END APRON	2
	8		APRON JOINT CORNER BLOCK	4
TOP RAIL	9		TOP RAIL LEFT SIDE	2
	10		TOP RAIL RIGHT SIDE	2
	11		TOP RAIL END	2
POCKET	12		SIDE POCKET	2
	13		CORNER POCKET	4
SLATE	14		SLATE (LEFT)	1
	15		SLATE (CENTER)	1
	16		SLATE (RIGHT)	1

REPLACEMENT PARTS LIST

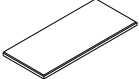
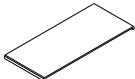

PACKAGE	ITEM #	SAMPLE	DESCRIPTION	QTY.
OPTIONAL	17		END DINING TOP (optional)	2
	18		MIDDLE DINING TOP(optional)	2
	19		CLOTH	1

FIG.1

Adjust the caster with hand to level the cabinet while lifting up the cabinet

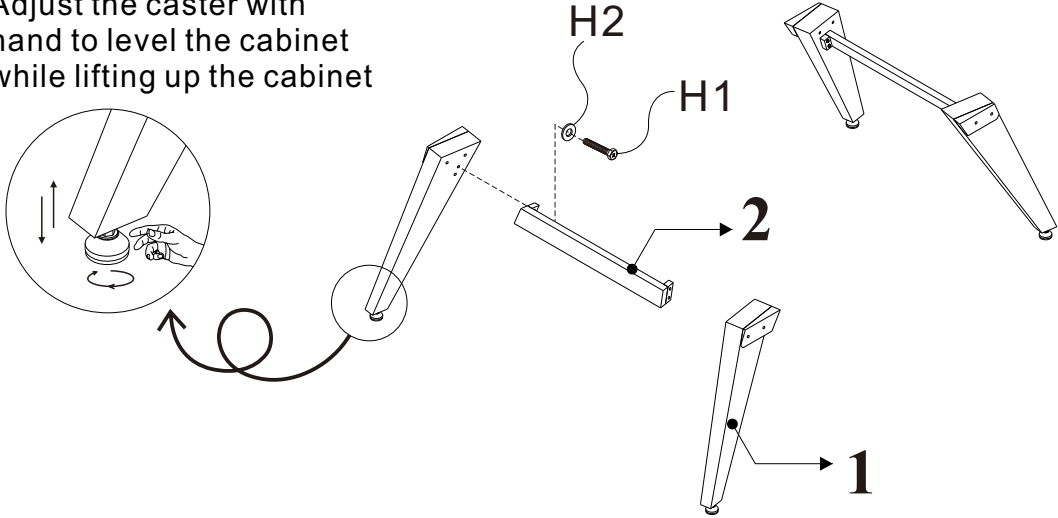


FIG.2

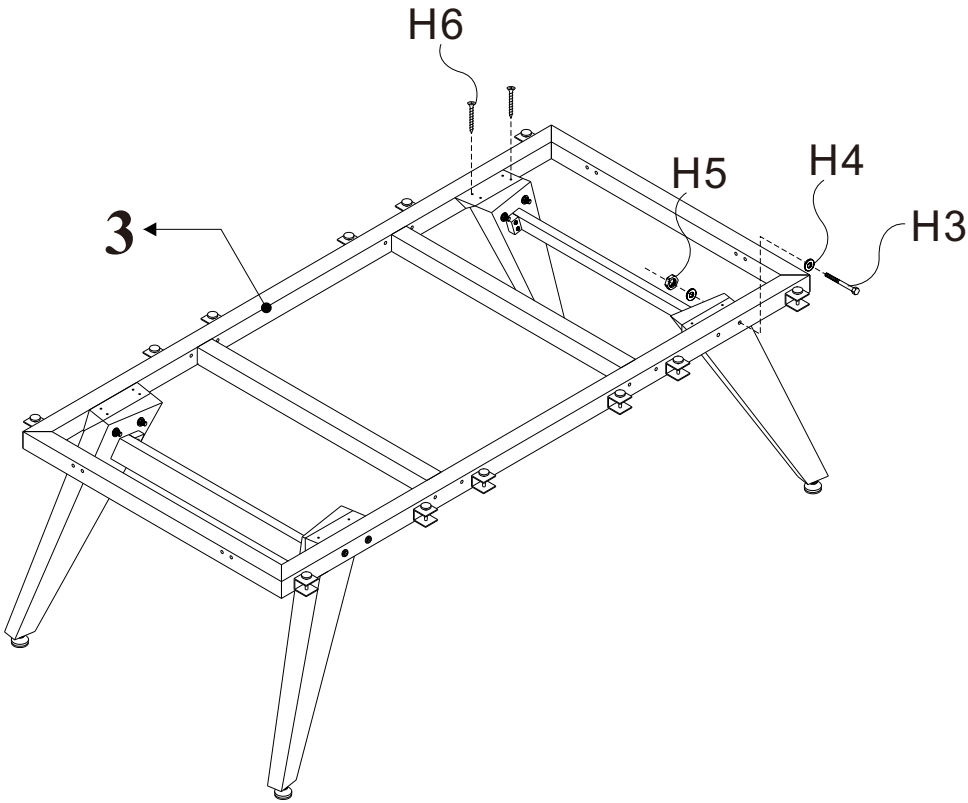


FIG.3

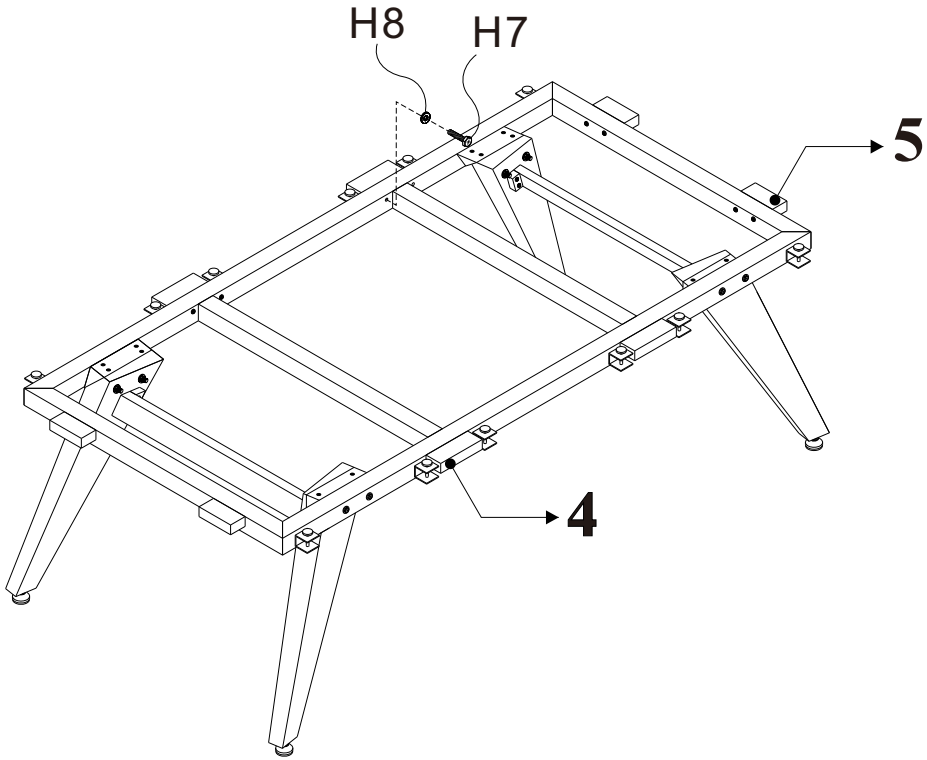


FIG.4

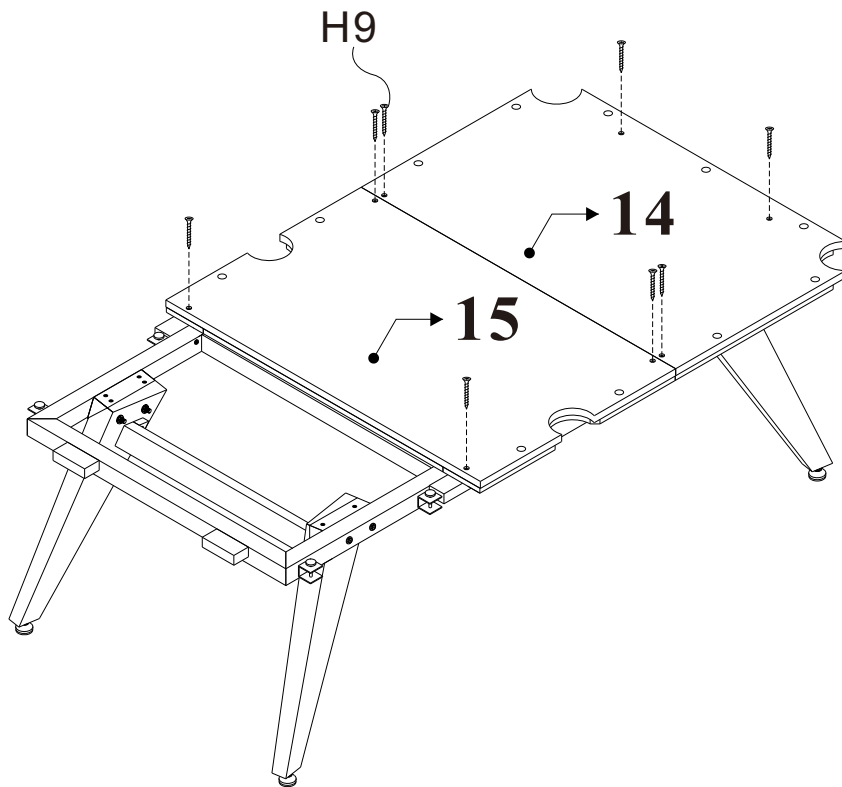


FIG.5

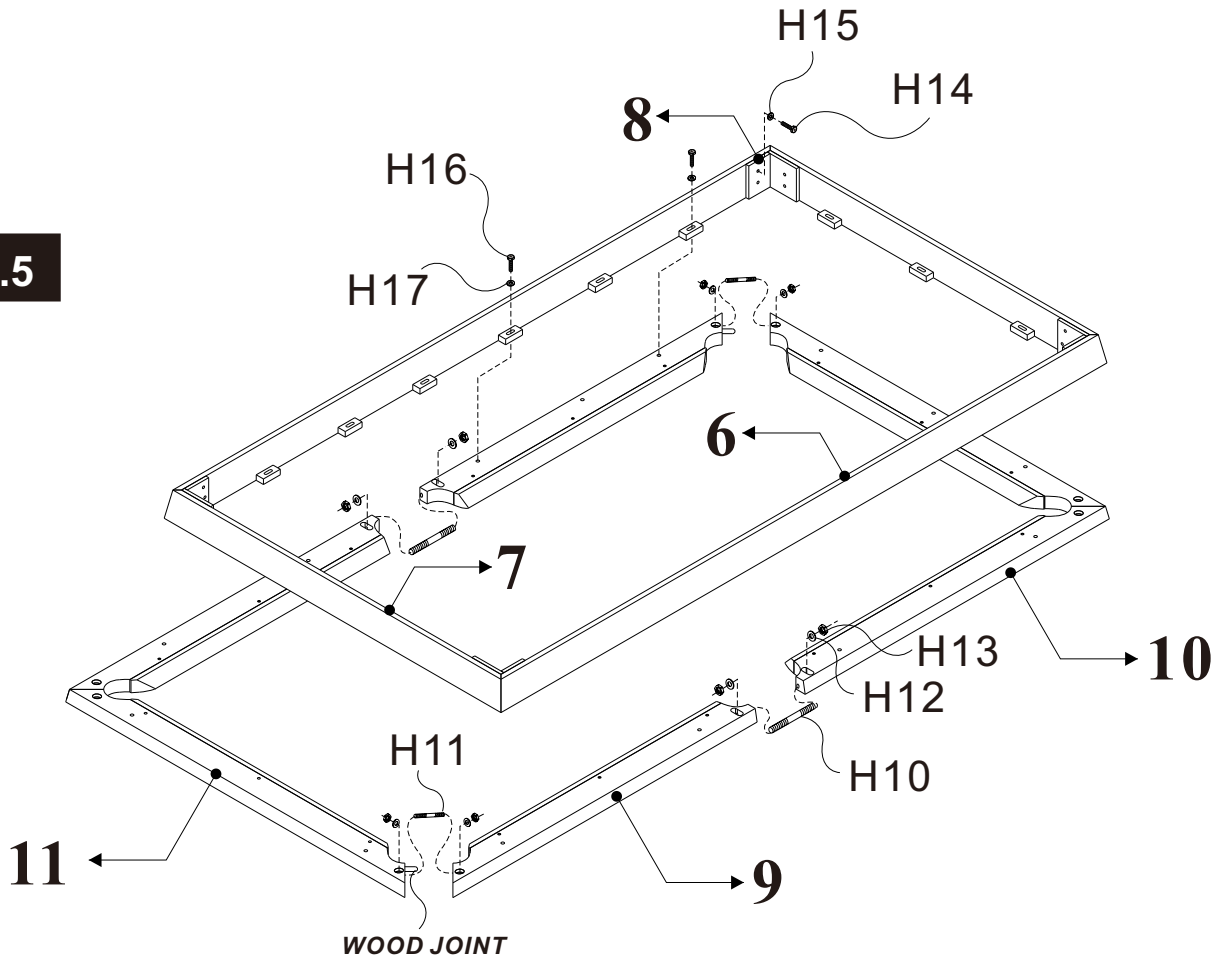


FIG.6

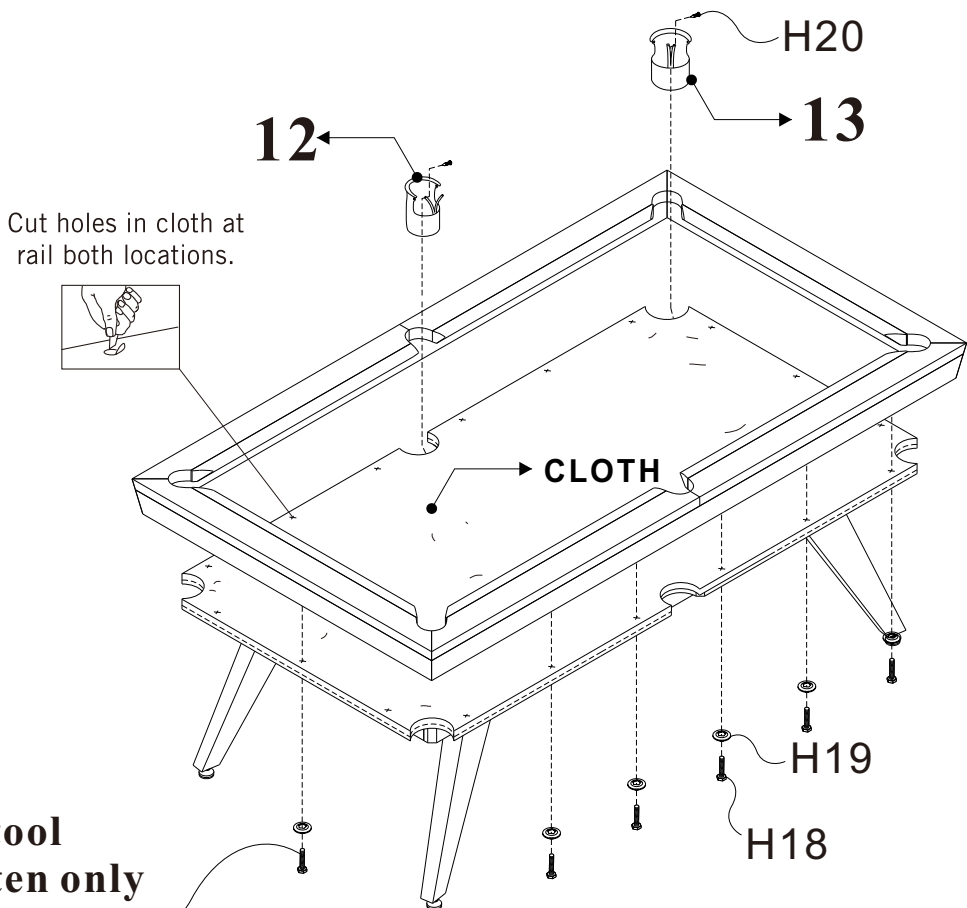
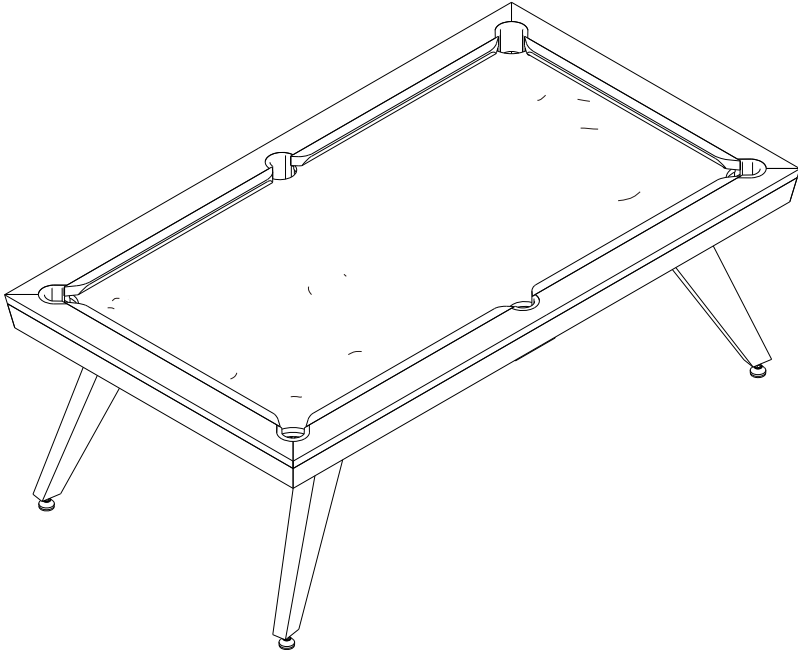
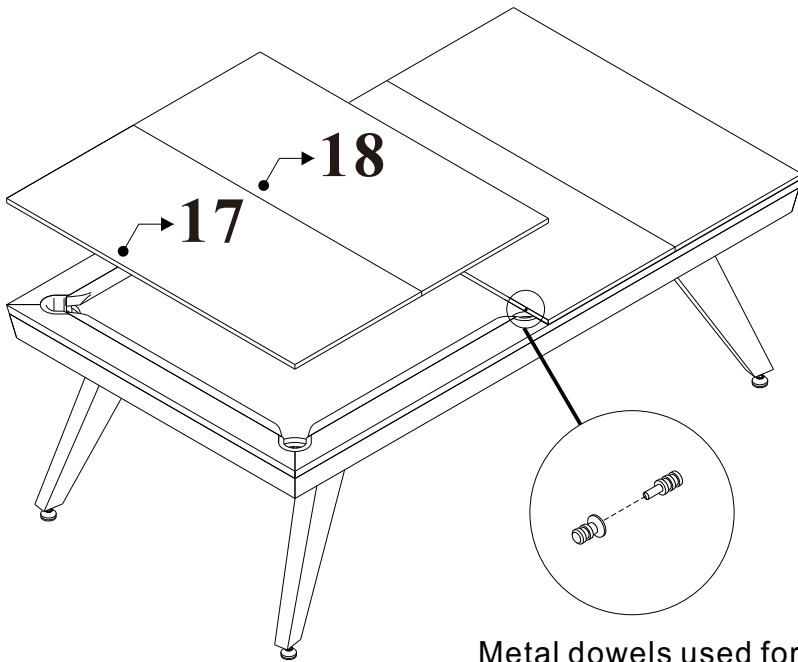


FIG.7



Finish



Metal dowels used for easily jointing 2-pc dining top